

Collaborative Learning Showcase – Evaluation Results

The Collaborative Learning Showcase, held on 16 June 2010, was evaluated by 43 participants, using audience response systems (clickers) to indicate their level of agreement to the following statements:

1. The showcase provided opportunities to learn about how to engage students in learning collaboratively
2. The design of the activities had a positive impact on the quality of the showcase
3. The showcase inspired me to improve student learning through engaging in learning collaboratively
4. The showcase provided opportunities for collegial discussions
5. The interactive demonstration involving students provided an opportunity to think about learning collaboratively from students' point of view
6. The keynote speaker(s) was well prepared and explained strategies to engage students in collaborative learning
7. The posters presented at the showcase were relevant and good examples of practice
8. I would recommend the strategies presented in this showcase to others
9. Overall I would rate this showcase as:
10. I intend to trial or implement some of these strategies in my practice

The participants were asked whether they had been provided with opportunities to learn how to engage students in collaborative learning via the activities and demonstrations at the showcase as well as the presentations from the speakers and posters. They were also asked to rate the showcase overall, whether they would recommend it to others and whether they intended to use some of the collaborative learning strategies presented at the showcase.

Most participants agreed or strongly agreed with Statements 1 – 8 (above). All participants rated the showcase overall as good or very good (Statement 9) and most participants intended to implement in their practice some of the strategies that were presented at the showcase (Statement 10).

The response percentages to each statement are presented in the following figures, where the Figure number corresponds to the Statement number.

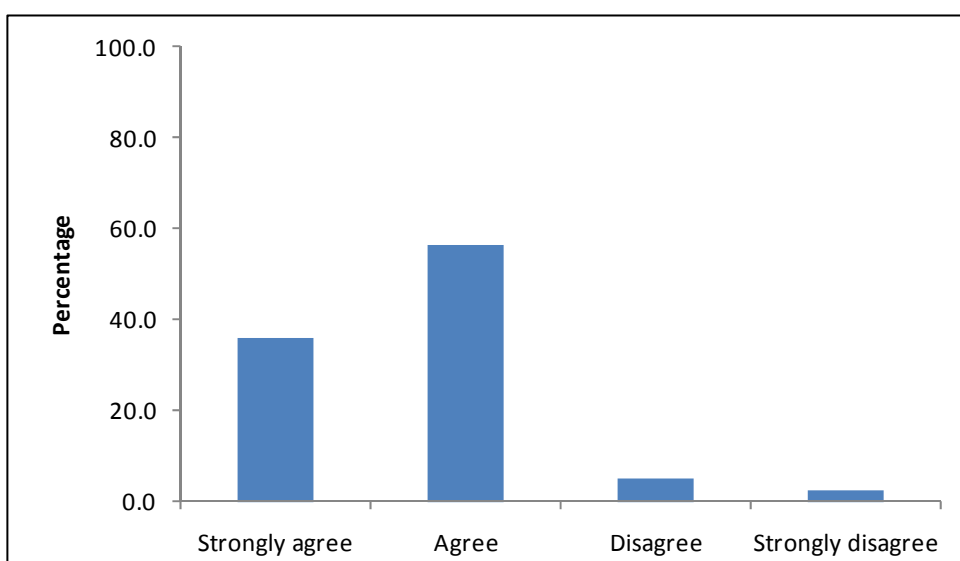


Figure 1. Percentage of participants (N=43) who stated their level of agreement with: “The showcase provided opportunities to learn about how to engage students in learning collaboratively”

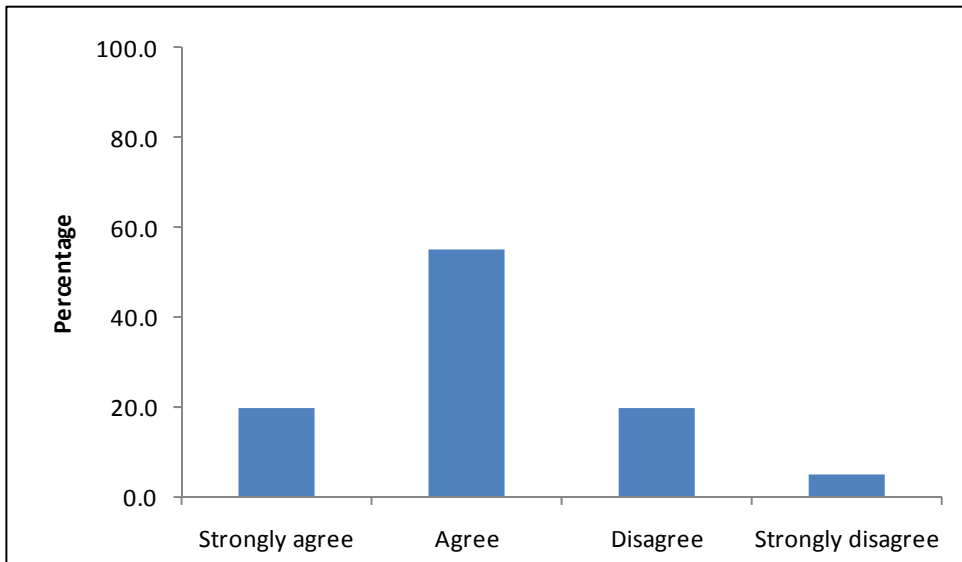


Figure 2. Percentage of participants (N=43) who stated their level of agreement with: "The design of the activities had a positive impact on the quality of the showcase"

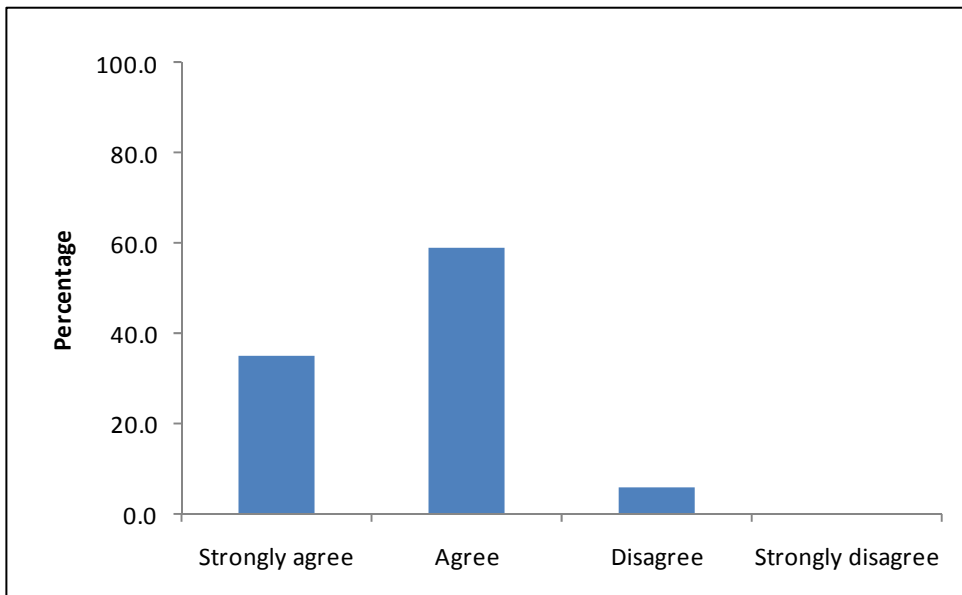


Figure 3. Percentage of participants (N=43) who stated their level of agreement with: "The showcase inspired me to improve student learning through engaging in learning collaboratively"

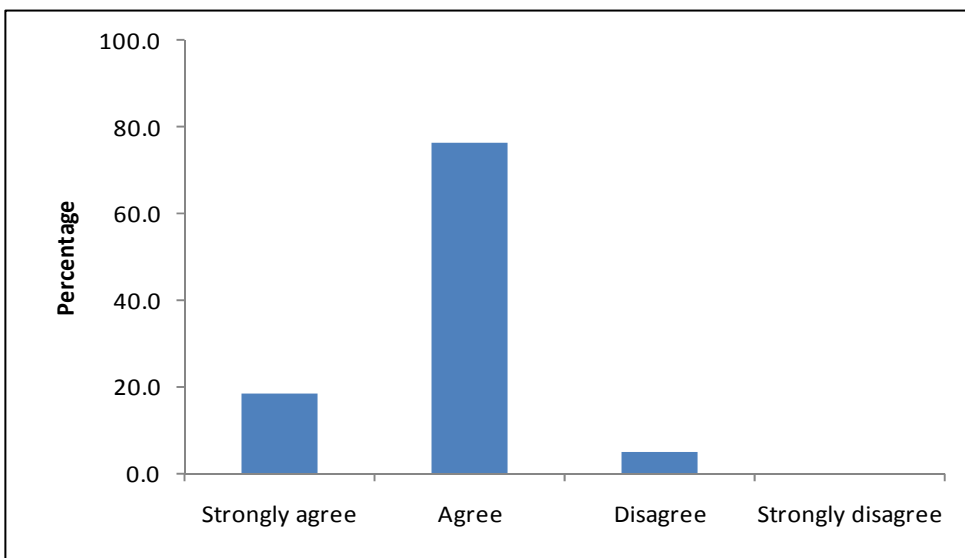


Figure 4. Percentage of participants (N=43) who stated their level of agreement with: "The showcase provided opportunities for collegial discussions"

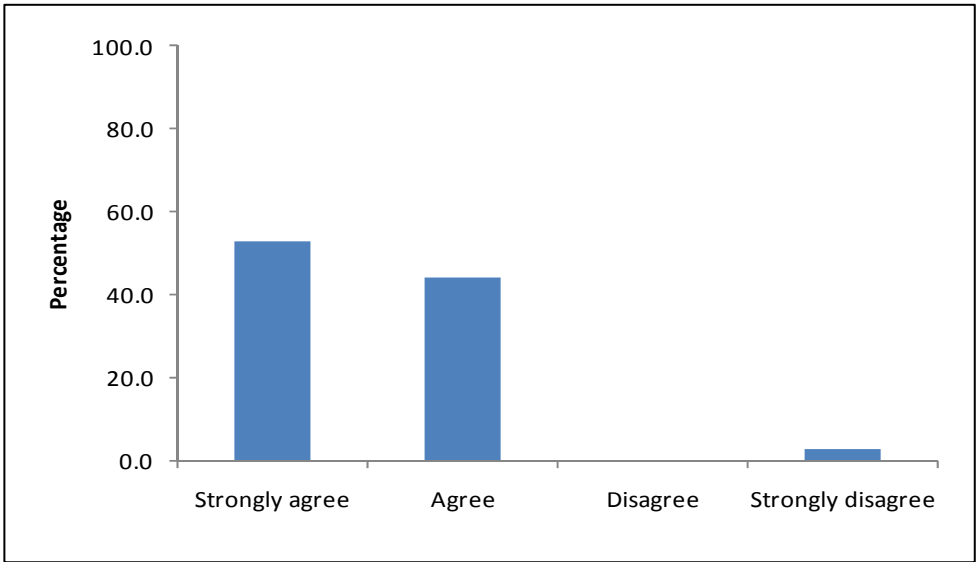


Figure 5. Percentage of participants (N=43) who stated their level of agreement with: “The interactive demonstration involving students provided an opportunity to think about learning collaboratively from students’ point of view”

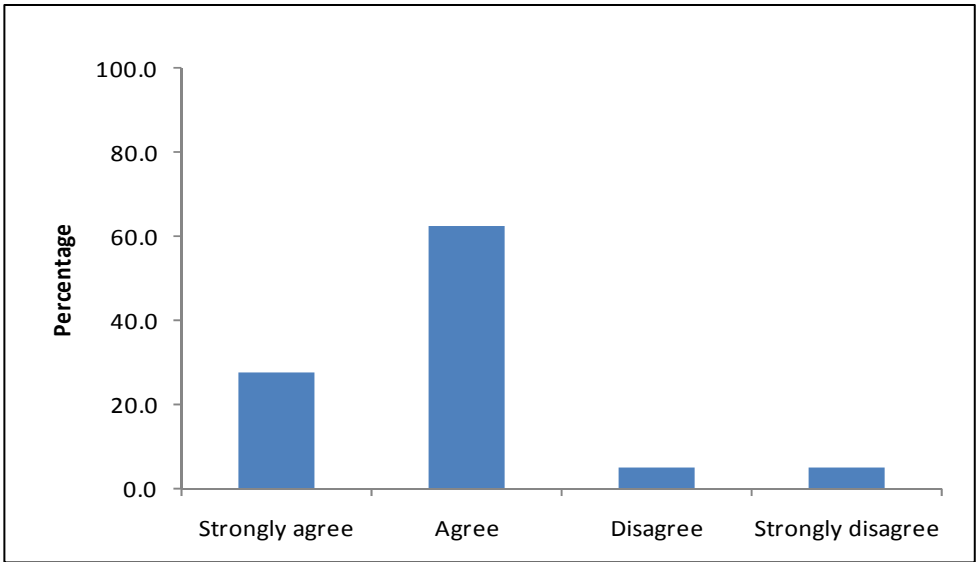


Figure 6. Percentage of participants (N=43) who stated their level of agreement with: “The keynote speaker(s) was well prepared and explained strategies to engage students in collaborative learning”

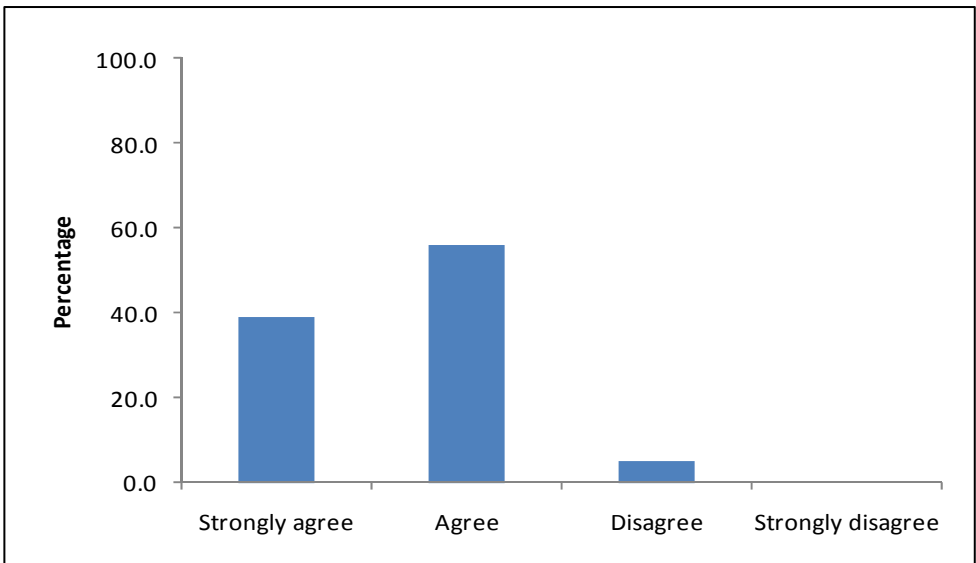


Figure 7. Percentage of participants (N=43) who stated their level of agreement with: “The posters presented at the showcase were relevant and good examples of practice”

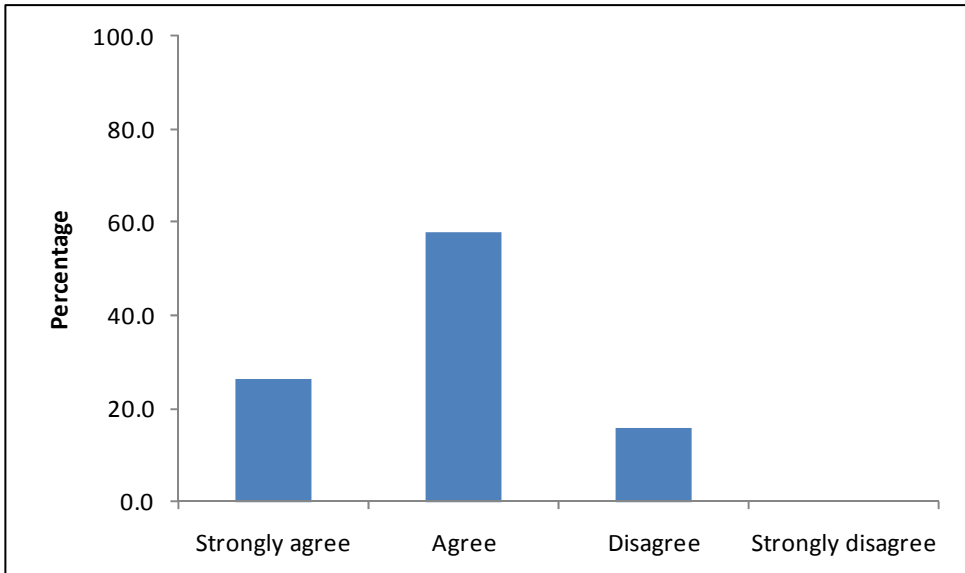


Figure 8. Percentage of participants (N=43) who stated their level of agreement with: “I would recommend the strategies presented in this showcase to others”

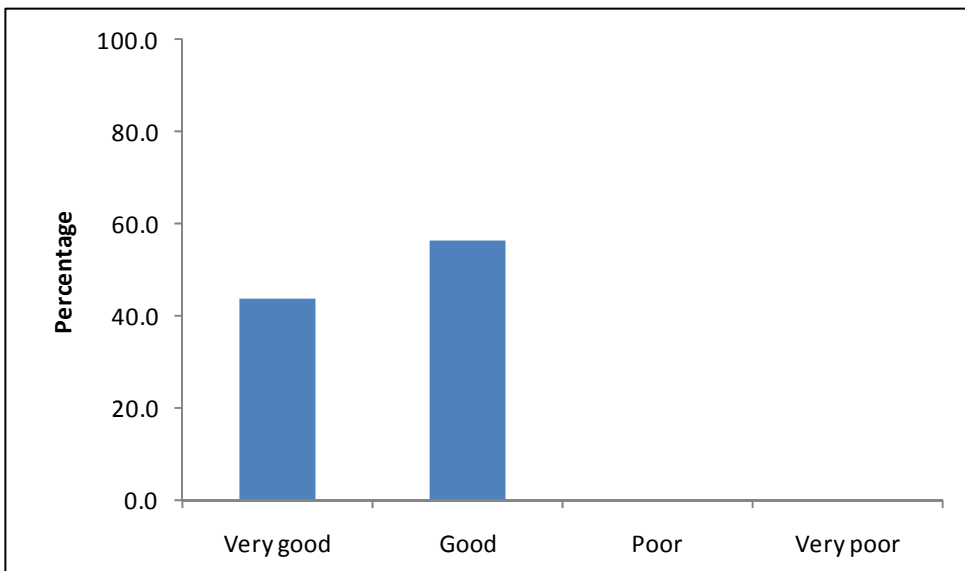


Figure 9. Percentage of participants (N=43) who stated their overall rating of the showcase

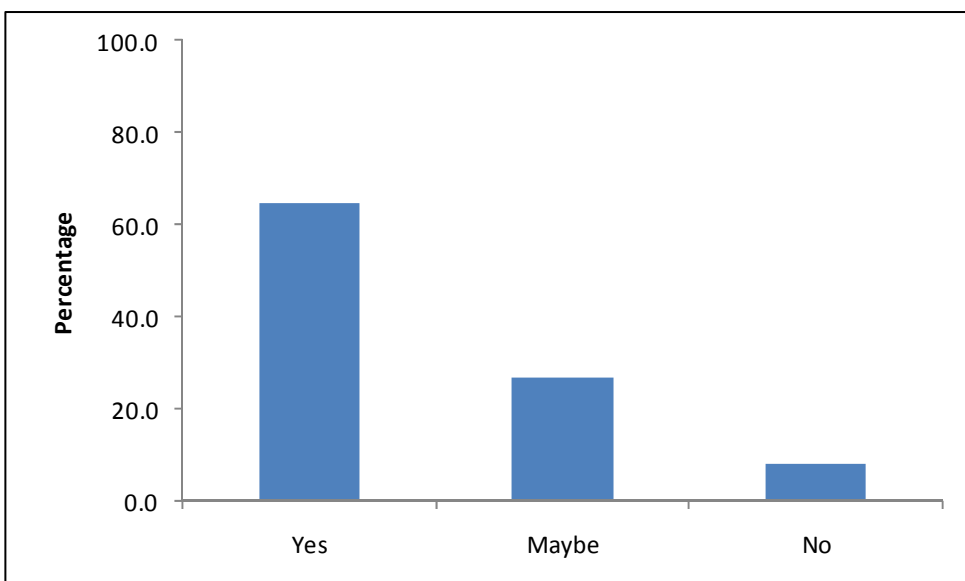


Figure 10. Percentage of participants (N=43) who intend to trial or implement some of these strategies in their practice